

# RS PRO P2 EM flat S

Emergency light - warm white

EAN 4007841 069728

Article number 069728



LED

36 years (Ø 4,5h / day)



indoor



high frequency sensor 360°



max. 8 m



2 - 2000 lux



networkable via cable



manual override



Light source not exchangeable



Control gear not exchangeable



IP54

## Function description

Circular classic. Perfect shape. Perfect efficiency. The perfect switched indoor light. The emergency-light version of the RS PRO P2 flat S integrates harmoniously into corridors, hallways and stairwells. It combines timeless design and extremely easy installation with pioneering technology and unbeatable efficiency. High-precision 360° HF sensor for reliable detection (8 m reach). As many as ten lights can be interconnected by cable. Output: 15,1 W with 1608 lm, 3000 K.

## Technical specifications

Dimensions (Ø x H)	322 x 68 mm
With lamp	Yes, STEINEL LED system
With motion detector	Yes
Manufacturer's Warranty	5 years
Version	Emergency light - warm white
PU1, EAN	4007841069728
Colour	white
Installation site	wall, ceiling
Installation	Ceiling
Impact resistance	IK03
IP-rating	IP54
Protection class	II
Ambient temperature	from -10 up to 30 °C
Housing material	Plastic
Cover material	Plastic, opal
Mains power supply	220 – 240 V / 50 – 60 Hz

Functions	Emergency light in compliance with EN 60598-2-22 for 3h
Twilight setting	2 – 2000 lx
Time setting	5 s – 15 Min.
Basic light level function	Yes
Basic light level function time	10/30 min, all night
Main light adjustable	No
Interconnection	Yes
Interconnection via	Cable
Lifetime LED according to IEC-62717 (L70)	100.000 h
Lifetime LED according to IEC-62717 (L80)	73.000 h
Lebensdauer LED nach IES TM-21 (L70)	>60.000 h
Lifetime LED according to IES TM-21 (L80)	>60.000 h
Fuse protection B10	54

# RS PRO P2 EM flat S

Emergency light - warm white

EAN 4007841 069728

Article number 069728



## Technical specifications

Mounting height max.	4,00 m
Electronic scalability	Yes
Mechanical scalability	No
Reach, radial	Ø 8 m (50 m <sup>2</sup> )
Reach, tangential	Ø 8 m (50 m <sup>2</sup> )
Luminous flux total product	1608 lm
Total product efficiency	107 lm/W
Colour temperature	3000 K
Lamp	LED cannot be replaced
Base	without
LED cooling system	Passive Thermo Control
Soft light start	Yes

Fuse protection B16	87
Fuse protection C10	90
Fuse protection C16	145
Switching output 1, low-voltage halogen lamps	800 VA
LED lamps > 8 W	250 W
Capacitive load in µF	88 µF
Basic light level function in per cent	10 %
Output	15,1 W
Colour Rendering Index CRI	= 82
Luminous flux, emergency light	38 lm
Photobiological safety in accordance with EN 62471	RG1
Starting current, maximum	13 A
IP-rating, ceiling	IP54
Detection angle	360 °
Product category	Sensor-switched LED indoor light

# RS PRO P2 EM flat S

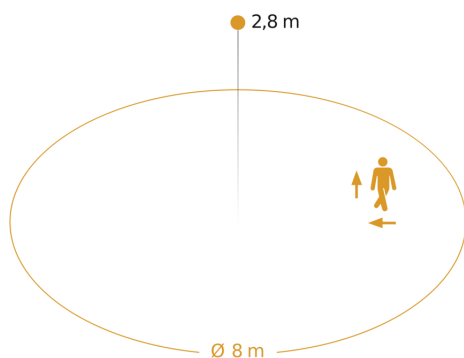
Emergency light - warm white

EAN 4007841 069728

Article number 069728



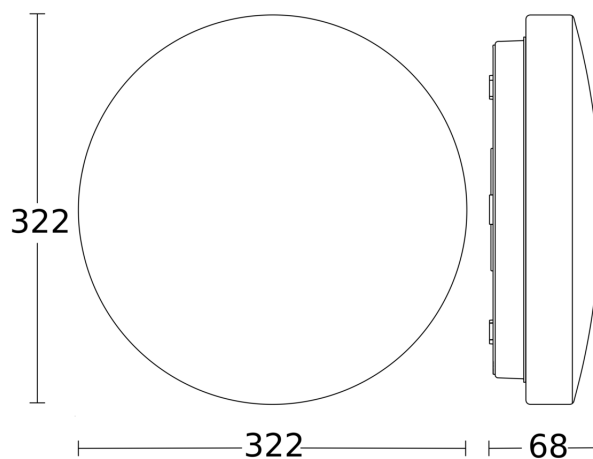
## Detection Zone



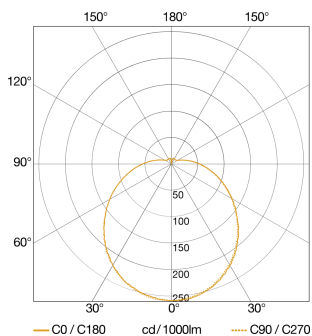
Possible mounting height: 2,00 m – 4,00 m

Orange: radial and tangential

## Dimension Drawing

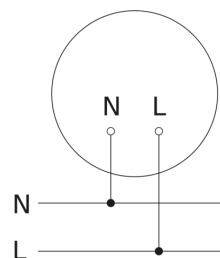


## Light Distribution Curve



Output	15,1 W
With lamp	Yes, STEINEL LED system
Lamp	LED cannot be replaced
Measured luminous flux (360°)	1608 lm
Colour temperature	3000 K
LED life expectancy (max. °C)	50000 h
LED cooling system	Passive Thermo Control

## Master circuit diagram



# RS PRO P2 EM flat S

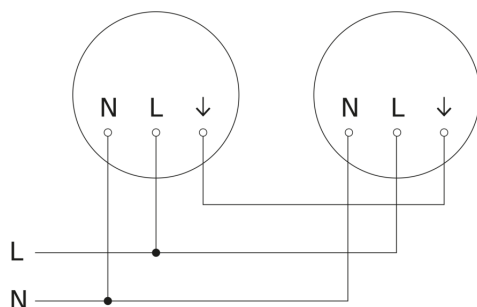
Emergency light - warm white

EAN 4007841 069728

Article number 069728



**Master/master interconnection circuit diagram**



**Master/slave interconnection circuit diagram**

